


8 TIPS TO BETTER PATCH MANAGEMENT

Patching . . . Shh! Such a bad word. It doesn't have to be though. With the following tips, you should be able to significantly improve your patching program.



1 KNOW YOUR ENVIRONMENT

Without having a clear understanding of all assets under management, you cannot complete a successful patch management program or process. Scan your environment to make sure you have proper coverage.



2 PLAN, PLAN, PLAN

Patch management often devolves into an ad hoc process or a lack thereof. Even though it may be difficult, taking the steps to develop a solid plan and maturing the process is vital.




3 REGULAR VALIDATION OF PATCHES

Be careful to make sure patches are deployed with an understanding of the potential negative consequences of a technical interaction.



4 GAIN LEADERSHIP BUY-IN

Make sure to gain leadership buy-in, especially for patching of business critical applications and systems. This is one of the most important tips as you may be forced to leave systems unpatched due to the downtime risk if you do not have the approvals of leadership. Help your leadership team understand the positive benefits of patching as well as the negative consequences of not patching.



5 REGULAR PATCHING

Ensuring that your systems have the appropriate patches to mitigate potential risks is important and keeping those up to date is key. Prioritize patching your critical systems based on the potential risk and the criticality of security vulnerabilities in the wild. Patches that are deemed critical from a security perspective should be deployed as often and as quickly as possible.




6 SCAN EVERY DAY

Scan for antivirus and security software updates every day and patch them with priority. Functionality updates are important, however security updates are even more so.



7 AUTOMATION

Utilizing a tool that can automate patches for Windows, Linux, and cross-platform will do much to increase your efficiency and effectiveness around patching. It will help with validation as well.



8 REGULAR REPORTING

Establish regular reporting. This will feed back into your plan and will help you focus on the right patches at the right time and with the right frequency.

